

JOB FLASH

**RCG
ECONOMICS**

www.rcg1.com |   




NEVADA

MAY DATA (*SEASONALLY ADJUSTED)

JUNE 2015




HEADLINE UNEMP RATE*

7.0%

Last Month: -0.1 Points 
 One Year Ago: -0.9 Points 
 Year-to-Date: +0.0 Points 

TOTAL JOBS*




1,254,300

Last Month: +8,000 Jobs (+0.6%) 
 One Year Ago: +41,500 Jobs (+3.4%) 
 Year-to-Date: +23,800 Jobs (+1.9%) 

Commentary: Nevada's "headline" unemployment rate fell to a seasonally-adjusted 7.0% in May 2015. Relative to May 2014, the Nevada economy added 41,500 jobs and the unemployment rate fell by 0.9 points. However, growth has not reached previous highs. Nevada YOY job growth peaked in September 1994, in fact, with 76,400 new jobs. Still, faster growth is a welcome change for the state. YTD job growth for 2015 has been 0.1 point slower than for the same period last year.




U-6 UNEMP RATE (Q1)

15.3%

Last Quarter: +0.0 Points 
 One Year Ago: -2.1 Points 
 Year-to-Date: +0.0 Points 




PRIVATE JOBS*

1,102,100

Last Month: +9,500 Jobs (+0.9%) 
 One Year Ago: +41,500 Jobs (+3.9%) 
 Year-to-Date: +24,100 Jobs (+2.2%) 




AVG WEEKLY HOURS

33.5

Last Month: +0.1 Hours (+0.3%) 
 One Year Ago: +0.3 Hours (+0.9%) 
 Year-to-Date: +0.3 Hours (+0.9%) 

AVG WEEKLY WAGE - 2007\$ (NOT INFLATION ADJUSTED)

\$637.92 (\$722.26)


Last Month: -\$9.64 (-1.5%) 
 One Year Ago: +\$29.71 (+4.9%) 
 Year-to-Date: +\$2.41 (+0.4%) 

QUICK LOOK

UNEMPLOYMENT RATE YOY %-PT. CHG.*

 **-0.9**

EMPLOYMENT YOY CHG.*

 **+41.5K**

RCG JOB INDEX YOY PT. CHG.*

 **+1.5**

2015 YTD v 2014 YTD %-PT. CHG.*

 **-0.1**

RECESSION JOB RECOVERY*

79%

YOY JOB GAINS, BY SECTOR (TOP 3)

Leisure and Hospitality
+17,000
Trade, Transportation & Utilities
+8,700
Education and Health Services
+6,000

CONSECUTIVE GAINS, BY MONTHS (TOP 3)

Other Services
5 Months
Construction
3 Months
Financial Activities
3 Months

JOB FLASH

RCG
ECONOMICS

www.rcg1.com |   

LAS VEGAS MSA




MAY DATA

JUNE 2015

HEADLINE UNEMP RATE 6.6%	Last Month:	-0.6 Points	
	One Year Ago:	-1.2 Points	
	Year-to-Date:	-0.4 Points	

TOTAL JOBS 909,300	Last Month:	+3,600 Jobs (+0.4%)	
	One Year Ago:	+23,100 Jobs (+2.6%)	
	Year-to-Date:	+8,100 Jobs (+0.9%)	

Commentary: The Las Vegas MSA "headline" unemployment rate declined 0.6 points to 6.6% in May. Compared to May 2014, the economy added 23,100 new jobs. YOY growth peaked in April 2005 though with 63,900 jobs. Average weekly hours improved in the Las Vegas MSA slightly, by 0.2 hours since May 2014. It was all good news for Las Vegas in May. Average weekly hours have been stagnant for the last three years but the unemployment rate may finally be getting low enough to positively influence working hours.

NV U-6 UNEMP RATE (Q1) 15.3%	Last Quarter:	+0.0 Points	
	One Year Ago:	-2.1 Points	
	Year-to-Date:	+0.0 Points	

PRIVATE JOBS 810,800	Last Month:	+4,100 Jobs (+0.5%)	
	One Year Ago:	+22,900 Jobs (+2.9%)	
	Year-to-Date:	+8,000 Jobs (+1.0%)	

AVG WEEKLY HOURS 33.4	Last Month:	+0.2 Hours (+0.6%)	
	One Year Ago:	+0.2 Hours (+0.6%)	
	Year-to-Date:	+0.5 Hours (+1.5%)	

AVG WEEKLY WAGE - 2007\$ (NOT INFLATION ADJUSTED) \$628.94 (\$712.09)	Last Month:	-\$11.51 (-1.8%)	
	One Year Ago:	+\$16.33 (+2.7%)	
	Year-to-Date:	+\$3.87 (+0.6%)	

QUICK LOOK

UNEMPLOYMENT RATE
YOY %-PT. CHG.

 **-1.2**

EMPLOYMENT
YOY CHG.

 **+23.1K**

RCG JOB INDEX
YOY PT. CHG.

 **+1.6**

2015 YTD v 2014 YTD
%-PT. CHG.

 **-1.4**

RECESSION JOB
RECOVERY*

80%

YOY JOB GAINS,
BY SECTOR (TOP 3)

Leisure and Hospitality
+7,500 Jobs

Construction
+6,200 Jobs

Trade, Transportation & Utilities
+4,800 Jobs

CONSECUTIVE GAINS,
BY MONTHS (TOP 3)

Leisure & Hospitality
4 Months

Education & Health Services
4 Months

Other Services
4 Months

JOB FLASH

**RCG
ECONOMICS**

www.rcg1.com |   




RENO-SPARKS MSA

MAY DATA

JUNE 2015




HEADLINE UNEMP RATE

6.1%

Last Month: -0.8 Points 
 One Year Ago: -1.3 Points 
 Year-to-Date: -0.4 Points 

TOTAL JOBS




209,600

Last Month: +2,300 Jobs (+1.1%) 
 One Year Ago: +6,300 Jobs (+3.1%) 
 Year-to-Date: +3,500 Jobs (+1.7%) 

Commentary: The Reno-Sparks MSA "headline" unemployment rate declined 0.8 points to 6.1% in May. Unlike the State and Las Vegas, Reno-Sparks is ahead of its 2014 YTD job growth pace by 0.9 points. The region's recent economic development successes continue to drive greater growth, creating 6,300 new jobs compared to May 2014. Still, job growth must increase to reach levels on par with the February 2006 peak, when there were 11,000 new jobs in the Reno-Sparks MSA.




NV U-6 UNEMP RATE (Q1)

15.3%

Last Quarter: +0.0 Points 
 One Year Ago: -2.1 Points 
 Year-to-Date: +0.0 Points 




PRIVATE JOBS

179,000

Last Month: +2,200 Jobs (+1.2%) 
 One Year Ago: +5,500 Jobs (+3.2%) 
 Year-to-Date: +2,500 Jobs (+1.4%) 




AVG WEEKLY HOURS

34.1

Last Month: -0.2 Hours (-0.6%) 
 One Year Ago: +2.1 Hours (+6.6%) 
 Year-to-Date: +0.7 Hours (+2.1%) 

AVG WEEKLY WAGE - 2007\$ (NOT INFLATION ADJUSTED)

\$701.45 (\$794.19)

Last Month: -\$4.97 (-0.7%) 
 One Year Ago: +\$77.93 (+12.5%) 
 Year-to-Date: +\$31.63 (+4.7%) 

QUICK LOOK

UNEMPLOYMENT RATE YOY %-PT. CHG.

 **-1.3**

EMPLOYMENT YOY CHG.

 **+6.3K**

RCG JOB INDEX YOY PT. CHG.

 **+1.7**

2015 YTD v 2014 YTD %-PT. CHG.

 **+0.9**

RECESSION JOB RECOVERY*

60%

YOY JOB GAINS, BY SECTOR (TOP 3)

Professional & Business Services
+1'800 Jobs

Leisure and Hospitality
+1,600 Jobs

Trade, Transportation & Utilities
+1,500 Jobs

CONSECUTIVE GAINS, BY MONTHS (TOP 3)

Leisure & Hospitality
3 Months

Education & Health Services
3 Months

Financial Activities
2 Months