

JOB FLASH

RCG
ECONOMICS

www.rcg1.com |   




NEVADA

AUGUST DATA (*SEASONALLY ADJUSTED)

SEPTEMBER 2015




HEADLINE UNEMP RATE*

6.8%

Last Month: +0.0 Points 
 One Year Ago: -0.7 Points 
 Year-to-Date: -0.2 Points 

TOTAL PAYROLL JOBS*




1,263,600

Last Month: +3,600 Jobs (+0.3%) 
 One Year Ago: +40,200 Jobs (+3.3%) 
 Year-to-Date: +33,100 Jobs (+2.7%) 

Commentary: Nevada's "headline" unemployment remained at a seasonally-adjusted 6.8% in August 2015. Relative to August 2014, the Nevada economy added 40,200 payroll jobs and the unemployment rate fell by 0.7 points. The state U-6 rate (includes unemployed, marginally attached and forced part-time workers) for Q2 was 15.2% - the nation's highest. However, Y-O-Y inflation-adjusted average weekly wages increased by 6.6%. YTD job growth for 2015 is 0.2 points slower than during the same period last year.




U-6 UNEMP RATE (Q2)

15.2%

Last Quarter: -0.1 Points 
 One Year Ago: -1.0 Points 
 Year-to-Date: -0.1 Points 




PRIVATE JOBS*

1,109,300

Last Month: +3,100 Jobs (+0.3%) 
 One Year Ago: +39,200 Jobs (+3.7%) 
 Year-to-Date: +31,300 Jobs (+2.9%) 




AVG WEEKLY HOURS

34.1

Last Month: +0.4 Hours (+1.2%) 
 One Year Ago: +0.3 Hours (+0.9%) 
 Year-to-Date: +0.9 Hours (+2.7%) 

AVG WEEKLY WAGE - 2007\$ (NOT INFLATION ADJUSTED)

\$662.68 (\$751.91)

Last Month: +\$14.04 (+2.2%) 
 One Year Ago: +\$40.97 (+6.6%) 
 Year-to-Date: +\$27.17 (+4.3%) 

QUICK LOOK

UNEMPLOYMENT RATE YOY %-PT. CHG.*

 **-0.7**

EMPLOYMENT YOY CHG.*

 **+40.2K**

RCG JOB INDEX YOY PT. CHG.*

 **+1.3**

2015 YTD v 2014 YTD %-PT. CHG.*

 **-0.2**

RECESSION JOB RECOVERY*

84%

YOY JOB GAINS, BY SECTOR (TOP 3)

Leisure and Hospitality
+17,300
 Education and Health Services
+7,600
 Professional & Business Services
+6,500

CONSECUTIVE GAINS, BY MONTHS (TOP 3)

Leisure & Hospitality
5 Months
 Professional & Business Services
2 Months
 Education and Health Services
2 Months

JOB FLASH

**RCG
ECONOMICS**

www.rcg1.com |   




LAS VEGAS MSA

AUGUST DATA

SEPTEMBER 2015




HEADLINE UNEMP RATE

7.0%

Last Month: -0.1 Points 
 One Year Ago: -0.6 Points 
 Year-to-Date: +0.0 Points 

TOTAL PAYROLL JOBS




908,400

Last Month: +3,700 Jobs (+0.4%) 
 One Year Ago: +22,000 Jobs (+2.5%) 
 Year-to-Date: +7,200 Jobs (+0.8%) 

Commentary: The Las Vegas MSA "headline" unemployment rate fell to 7.0% in August. Compared to August 2014, the economy added 22,000 new payroll jobs. The region's average weekly inflation-adjusted wage has also risen by \$29.95 (4.8%) since August 2014. While signs are generally positive, the Las Vegas economic recovery is largely being held back by the high percentage of part-time jobs, per the Nevada U-6 rate, since the Las Vegas MSA generally drives the rate.




NV U-6 UNEMP RATE (Q2)

15.2%

Last Quarter: -0.1 Points 
 One Year Ago: -1.0 Points 
 Year-to-Date: -0.1 Points 




PRIVATE JOBS

815,700

Last Month: +2,700 Jobs (+0.3%) 
 One Year Ago: +20,900 Jobs (+2.6%) 
 Year-to-Date: +12,900 Jobs (+1.6%) 



AVG WEEKLY HOURS

33.5

Last Month: +0.3 Hours (+0.9%) 
 One Year Ago: -0.2 Hours (-0.6%) 
 Year-to-Date: +0.6 Hours (+1.8%) 

AVG WEEKLY WAGE - 2007\$ (NOT INFLATION ADJUSTED)

\$651.02 (\$738.68)

Last Month: +\$11.42 (+1.8%) 
 One Year Ago: +\$29.95 (+4.8%) 
 Year-to-Date: +\$25.96 (+4.2%) 

QUICK LOOK

UNEMPLOYMENT RATE YOY %-PT. CHG.

 **-0.6**

EMPLOYMENT YOY CHG.

 **+22.0K**

RCG JOB INDEX YOY PT. CHG.

 **+1.4**

2015 YTD v 2014 YTD %-PT. CHG.

 **-1.5**

RECESSION JOB RECOVERY*

88%

YOY JOB GAINS, BY SECTOR (TOP 3)

Leisure and Hospitality
+6,400 Jobs
Professional & Business Services
+5,800 Jobs
Construction
+4,400 Jobs

CONSECUTIVE GAINS, BY MONTHS (TOP 3)

Education & Health Services
7 Months
Professional & Business Services
1 Month
Leisure & Hospitality
1 Month

JOB FLASH

**RCG
ECONOMICS**

www.rcg1.com |   

RENO-SPARKS MSA

AUGUST DATA

SEPTEMBER 2015

HEADLINE UNEMP RATE 6.1%	Last Month:	-0.2 Points	▼
	One Year Ago:	-0.9 Points	▼
Year-to-Date:		-0.4 Points	▼

TOTAL PAYROLL JOBS 208,700	Last Month:	+1,000 Jobs (+0.5%)	▲
	One Year Ago:	+5,200 Jobs (+2.6%)	▲
Year-to-Date:		+2,600 Jobs (+1.3%)	▲

Commentary: The Reno-Sparks MSA "headline" unemployment rate decreased 0.2 points to 6.1% in August. The Reno-Sparks MSA continues to beat its 2014 YTD job growth pace by 0.4 points. The region's recent economic development successes continue to drive its job market, creating 5,200 new payroll jobs compared to August 2014. Still, job growth must ramp up to reach the levels of the February 2006 peak. That growth could come soon, with the opening of the Tesla Gigafactory and associated firms.

NV U-6 UNEMP RATE (Q2) 15.2%	Last Quarter:	-0.1 Points	▼
	One Year Ago:	-1.0 Points	▼
Year-to-Date:		-0.1 Points	▼

PRIVATE JOBS 181,100	Last Month:	+300 Jobs (+0.2%)	▲
	One Year Ago:	+4,200 Jobs (+2.4%)	▲
Year-to-Date:		+4,600 Jobs (+2.6%)	▲

AVG WEEKLY HOURS 35.9	Last Month:	+0.8 Hours (+2.3%)	▲
	One Year Ago:	+3.0 Hours (+9.1%)	▲
Year-to-Date:		+2.5 Hours (+7.5%)	▲


AVG WEEKLY WAGE - 2007\$ (NOT INFLATION ADJUSTED) \$757.46 (\$859.45)	Last Month:	+\$29.36 (+4.0%)	▲
	One Year Ago:	+\$110.18 (+17.0%)	▲
Year-to-Date:		+\$87.64 (+13.1%)	▲

QUICK LOOK

UNEMPLOYMENT RATE YOY %-PT. CHG.
 -0.9

EMPLOYMENT YOY CHG.
 +5.2K

RCG JOB INDEX YOY PT. CHG.
 +1.4

2015 YTD v 2014 YTD %-PT. CHG.
 +0.4

RECESSION JOB RECOVERY*
61%

YOY JOB GAINS, BY SECTOR (TOP 3)
Professional & Business Services +1,800 Jobs
Leisure and Hospitality +1,100 Jobs
Government +1,000 Jobs

CONSECUTIVE GAINS, BY MONTHS (TOP 3)
Leisure & Hospitality 7 Months
Professional & Business Services 2 Months
Government 1 Month